



Simulation Catalog

About Us

Support healthcare learners and improve patient outcomes with SIMTICS' library of immersive simulations that helps build real skills for the real world. Navigate a complex procedure or hone patient interaction skills in a safe environment in which learners can learn, practice, and excel. Learners are also supported with expert-led videos of techniques and procedures as well as written materials and quizzes to help supplement their training.

Whether you're an individual learner looking to enhance your skills or an organization seeking to transform employee training and development, SIMTICS can help learners gain the practical skills they need to bridge the gap between theory and practice.

Simulation Topics

[Basic Life Support](#)

[Dental Assisting](#)

[Infection Control](#)

[EKG](#)

[Limited X-Ray](#)

[Medical Assisting](#)

[Medical Professional - Clinical](#)

[Medical Professional - Ultrasound](#)

[Phlebotomy/Lab](#)

[Professional Skills](#)

[Respiratory Care](#)

[Radiography](#)

[Sonography](#)



sales@simtutor.com



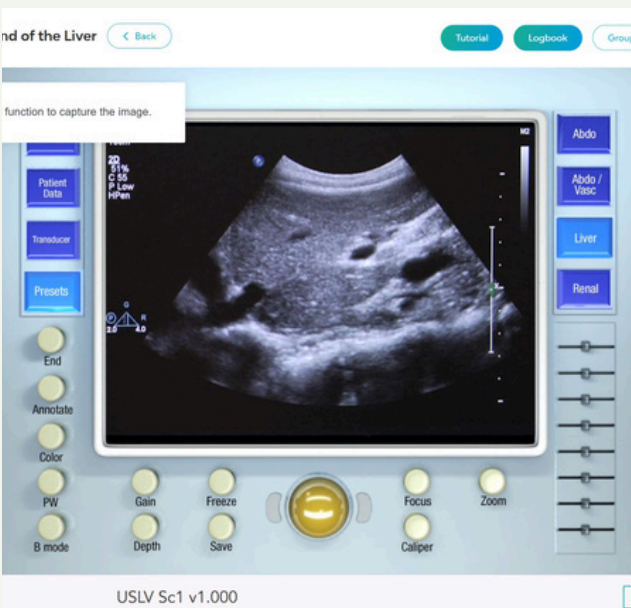


Basic Life Support

- Perform Basic Life Support on a Child
- Perform Basic Life Support on an Adult
- Perform Basic Life Support on an Infant

Dental Assisting

- Disinfection, Sterilization, & Bloodborne Pathogens: Part 1 - Disinfection
- Disinfection, Sterilization, & Bloodborne Pathogens: Part 2 - Sterilization
- Assist with Anesthetic Delivery
- Assist with Crown and Bridge Procedure
- Assist with Minor Oral Surgery
- Assist with Root Canal Therapy
- Assist with Routine Patient Exam
- Assist with Amalgam Restoration
- Assist with Composite Restoration
- Dental Radiology 1 - Parallel Technique
- Dental Radiology 2 - Bisecting Technique
- Dental Charting
- Dental Impressions
- Communication
- Dental Ethics and Legal Considerations
- Teamwork
- Time Management



Infection Control

- Disinfection and Sterilization in the Outpatient Setting 1
- Disinfection and Sterilization in the Outpatient Setting 2
- Hand Hygiene
- Isolation Room PPE Protocol

Click on any course title to learn more.



EKG

- Cardiovascular Pathology
- Disinfection and Sterilization in Outpatient Setting 1
- Disinfection and Sterilization in Outpatient Setting 2
- ECG Interpretation for Medical Professionals
- Electrocardiogram (ECG) 12-Lead
- Electronic Health Records
- Hand Hygiene
- Isolation Room PPE Protocol
- Obtain Vital Signs - Adult
- Obtain Vital Signs - Pediatric
- Perform Basic Life Support on a Child
- Perform Basic Life Support on an Adult
- Perform Basic Life Support on an Infant
- Perform ECG and Interpret

Limited X-Ray

- Basic Radiographic Techniques
- Digital Radiography and Fluoroscopy, Image Viewing and PACS, and Quality Control
- Radiographic Analog Processing
- Radiographic Image Analysis
- Radiographic Imaging
- Radiography of the Abdomen and Pelvis
- Radiography of the Chest, Bony Thorax, and Soft Tissues of the Neck
- Radiography of the Lower Extremity and Hip
- Radiography of the Skull, Cranial and Facial Bones, and Paranasal Sinuses
- Radiography of the Spinal Column
- Radiography of the Upper Extremity and Shoulder Girdle

Medical Assisting

- Administer Intradermal Injections
- Administer Intramuscular Injections
- Administer Subcutaneous Injections
- Obtain Vital Signs - Adult
- Obtain Vital Signs - Pediatric
- Assist with Minor Surgical Procedures
- Perform Skin Preparation for Minor Surgical Procedures
- Perform Suture Removal
- Prepare for Minor Surgical Procedures
- Perform Capillary Puncture and Hematology Testing
- Perform Venipuncture
- Administer Nebulizer Treatment and Assess Peak Flow
- Assist with Pap Smear and Breast Examination
- Electronic Health Records
- Handling Medical Emergencies
- Irrigate the Ear and Instill Ear Medication
- Irrigate the Eye and Instill Eye Medication
- Obtain Swabs for Culture
- Patient History
- Patient Positioning
- Pediatric Assessment (Infant)
- Perform ECG and Interpret
- Perform Rapid Infectious Mononucleosis Test
- Perform Rapid Strep Test
- Perform Routine Clinical Urinalysis Test
- Disinfection and Sterilization in the Outpatient Setting 1
- Disinfection and Sterilization in the Outpatient Setting 2
- Communication
- Medical Ethics and Legal Considerations
- Teamwork
- Time Management

Click on any course title to learn more.



Medical Professional - Clinical

- Arterial Line Insertion for Medical Professionals
- Central Venous Catheterization – Internal Jugular for Medical Professionals
- Central Venous Catheterization – Subclavian for Medical Professionals
- Digital Block for Medical Professionals
- Intercostal Drain Insertion (Mattress Suture Technique) for Medical Professionals
- Intercostal Drain Insertion (Simple Technique) for Medical Professionals
- Intercostal Drain Removal (Mattress Suture Technique) for Medical Professionals
- Intercostal Drain Removal (Simple Technique) for Medical Professionals
- Laparoscopic Appendectomy for Medical Professionals
- Lumbar Puncture for Medical Professionals
- Nasogastric Tube Insertion for Medical Professionals
- Venipuncture
- Venous Cannulation for Medical Professionals
- Administer Intradermal Injections
- Administer Intramuscular Injections
- Administer Subcutaneous Injections
- Arterial Blood Sampling for Medical Professionals
- Bimanual Pelvic Exam for Medical Professionals
- Cervical Smear for Medical Professionals
- Digital Rectal Examination for Medical Professionals
- Female Bladder Catheterization for Medical Professionals
- Male Bladder Catheterization for Medical Professionals
- Proctoscopy for Medical Professionals
- Rigid Sigmoidoscopy for Medical Professionals
- Suprapubic Bladder Catheterization for Medical Professionals
- Swab Culture
- 12-lead Electrocardiogram
- Capillary Puncture and Hematology Testing
- ECG Interpretation for Medical Professionals
- Irrigate the Ear and Instill Ear Medication
- Irrigate the Eye and Instill Eye Medication
- Minor Surgical Procedures
- Nebulizer Treatment and Peak Flow Assessment
- Assist with Minor Surgical Procedures
- Skin Prep for Medical Professionals
- Suture Removal
- Obtain Adult Vital Signs
- Obtain Pediatric Vital Signs
- Pediatric Assessment (Infant)

Click on any course title to learn more.



Medical Professional - Ultrasound

- Ultrasound of the Aorta
- Transesophageal and Stress Echocardiography for Medical Professionals
- Basic Echocardiography Techniques
- Basic Echocardiography Views
- Cardiovascular Pathology
- Doppler Techniques
- Echocardiography Assessment of Cardiac Wall Motion
- Echocardiography Assessment of Endocarditis/Pericarditis
- Embryology and Echocardiography Assessment of Congenital Heart Disease
- Ultrasound Assessment of the Gastrointestinal (GI) Tract
- Ultrasound Assessment of the Urinary Tract & Adrenal Glands
- Ultrasound of the Gallbladder
- Ultrasound of the Liver
- Ultrasound of the Pancreas
- Ultrasound of the Retroperitoneum, Peritoneal Cavity, and Abdominal Wall
- Ultrasound of the Spleen
- Ultrasound Assessment during the Second and Third Trimesters
- Ultrasound Assessment during the First Trimester
- Ultrasound Assessment of Fetal Growth and High-Risk Pregnancies
- Ultrasound of Female Reproductive Organs
- Ultrasound of Fetal Anomalies
- Ultrasound of the Female Breast
- Ultrasound of the Carotid, Subclavian and Vertebral Arteries
- Ultrasound of the Lower Limb Arteries
- Ultrasound of the Lower Limb Veins
- Ultrasound Vessel Mapping

Click on any course title to learn more.

Phlebotomy/Lab

- Administer Subcutaneous Injections
- Obtain Swabs for Culture
- Perform Capillary Puncture and Hematology Testing
- Perform Rapid Infectious Mononucleosis Test
- Perform Rapid Strep Test
- Perform Routine Clinical Urinalysis Test
- Perform Venipuncture
- Obtain Vital Signs - Adult
- Obtain Vital Signs - Pediatric
- Perform Basic Life Support on a Child
- Perform Basic Life Support on an Adult
- Perform Basic Life Support on an Infant

Professional Skills

- Communication
- Teamwork
- Time Management
- Dental Ethics and Legal Considerations
- Medical Ethics and Legal Considerations

Respiratory Care

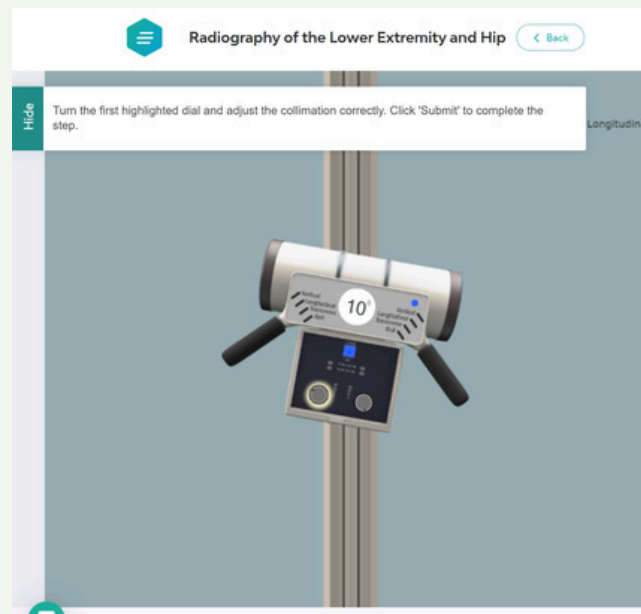
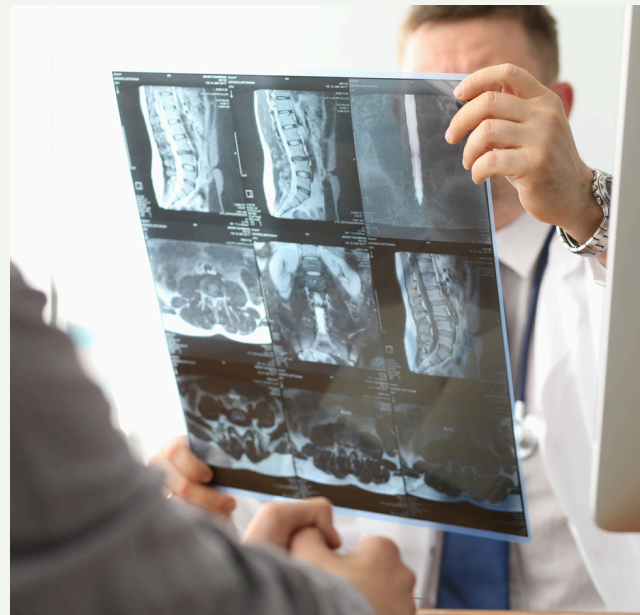
- Aerosol Medication Delivery Protocols
- Arterial Blood Gas Procedures and Interpretation
- Assist with Bronchoscopy Procedure
- Oxygen Administration Equipment Recognition
- Perform Oxygen Administration Protocol
- Perform Pulmonary Function Test
- Proper Airway Procedures During Respiratory Care
- Proper Suctioning Procedures During Respiratory Care
- Proper Ventilation Procedures During Respiratory Care



Radiography

- Basic Radiographic Techniques
- Non-Routine Projections for Chest, Neck, Upper Extremities & Shoulder Girdle
- Pharmacology and Drug Administration
- Radiography of the Abdomen and Pelvis
- Radiography of the Central Nervous System, Circulatory System, and Arthrography
- Radiography of the Chest, Bony Thorax, and Soft Tissues of the Neck
- Radiography of the Lower Extremity and Hip
- Radiography of the Skull, Cranial and Facial Bones, and Paranasal Sinuses
- Radiography of the Spinal Column
- Radiography of the Upper and Lower Gastrointestinal Systems and the Biliary Tract
- Radiography of the Upper Extremity and Shoulder Girdle
- Radiography of the Urinary and Reproductive Systems
- Computed Tomography and Magnetic Resonance Imaging
- Computer Science, the Digital Image, and Computed Radiography
- Digital Radiography and Fluoroscopy, Image Viewing and PACS, and Quality Control
- Fluoroscopy and Interventional Radiology
- Mammography, Bone Densitometry, and Quality Control
- Radiographic Analog Processing
- Radiographic Image Analysis
- Radiographic Imaging

Click on any course title to learn more.



Sonography

- Basic Ultrasound Scan Techniques
- Basic Echocardiography Techniques
- Basic Echocardiography Views
- Cardiovascular Pathology
- Doppler Techniques and Instrumentation
- Ultrasound Physics 1
- Ultrasound Physics 2
- Ultrasound Assessment of the Abdominal Vasculature
- Ultrasound Assessment of the Gallbladder
- Ultrasound Assessment of the Gastrointestinal (GI) Tract
- Ultrasound Assessment of the Pancreas
- Ultrasound Assessment of the Retroperitoneum, Peritoneal Cavity and Abdominal Wall
- Ultrasound Assessment of the Spleen
- Ultrasound Assessment of the Urinary Tract & Adrenal Glands
- Ultrasound of the Liver
- Echocardiography Assessment of Cardiac Wall Motion and Diastolic Function
- Echocardiography Assessment of Endocarditis and Pericarditis
- Echocardiography Assessment of Valvular Disease
- Electrocardiogram (ECG) 12-Lead
- Embryology and Echocardiography Assessment of Congenital Heart Disease
- Transesophageal Echocardiography and Stress Echocardiography
- Ultrasound Assessment of the Female Breast
- Ultrasound Assessment of the Female Reproductive Organs
- Ultrasound Assessment of the Male Reproductive Organs
- Ultrasound Assessment of the Thyroid and Parathyroid
- Ultrasound Assessment during the First Trimester
- Ultrasound Assessment during the Second and Third Trimesters
- Ultrasound Assessment of Fetal Anomalies
- Ultrasound Assessment of Fetal Growth
- General Pediatric Ultrasound Protocols and Ultrasound of the Pediatric Abdomen
- Ultrasound Assessment of the Pediatric Brain
- Ultrasound Assessment of the Pediatric Hip and Spine
- Ultrasound Assessment of the Carotid, Subclavian and Vertebral Arteries
- Ultrasound Assessment of the Lower Limb Arteries
- Ultrasound Assessment of the Lower Limb Veins
- Ultrasound Vessel Mapping

Click on any course title to learn more.

